

**BEFARD**



**MINI CRAWLER CRANE**

**XM1200**

04/06/2025

**PICK & CARRY**



# BEFARD XM1200

## COMPACT MINI PICK & CARRY CRANE

BEFARD XM1200 is a state-of-the-art Pick & Carry mini crane designed for maximum functionality and mobility in demanding working conditions.

Thanks to its small size, the machine maintains a lightweight design. With compact dimensions, it easily fits through standard single doorways (0.8 m), while extendable crawler tracks (up to 1.25 m) provide excellent stability and safety during lifting operations.

This versatile model offers an impressive reach of over 10 m, enabling work at the height of a second floor. The XM1200 can travel with a suspended load of up to 1200 kg, and when equipped with outriggers, its maximum lifting capacity increases to 1500 kg.

Optional equipment, such as a hydraulic winch, further enhances its versatility, making the XM1200 an ideal solution for assembly, maintenance, industrial, and construction tasks.

BEFARD XM1200 is the perfect choice wherever precision, mobility, and high performance in confined spaces are essential.



04/06/2025

# UNMATCHED POWER, COMPACT SIZE FOR MAXIMUM EFFICIENCY


- Maximum lifting capacity: 1 500 kg (with support legs)
  - Pick & Carry mode: travel with suspended load up to 1 200 kg
  - Reach: over 10 m (with optional equipment)
  - Hydraulic winch: 990 kg (optional version: 500 kg)
  - Column rotation: 50°
  - Width: 0.78 m
  - Height: under 1.75 m (fits through standard doorways)
  - Expandable crawler chassis: from 0.78 m to 1.25 m for improved stability while maintaining compact size
  - Remote radio control (optional version with display)
  - Overload protection system
  - Wide range of applications on construction sites
- 
- Two powertrain options :
    1. Fully electric - Li-ion battery pack and 230V power supply
    2. Power supply system 3-in-1:
      - Combustion engine (gasoline)
      - Electric motor (230V, 400V or 110V)



04/06/2025

# UNMATCHED ADVANTAGES

**BEFARD**



## MACHINE REACH

The SC12 offers a maximum vertical reach of 7.7 meters in its standard configuration, and up to 10.2 meters with optional equipment — allowing work from the ground floor up to the second floor.



## LIFTING CAPACITY

The standard machine offers a lifting capacity of 1200 kg, while optional equipment increases it to 1500 kg — values that are more than sufficient for most common applications such as window installation, loading operations, warehouse tasks, and short-distance transport.



## PICK & CARRY

Lifting and transport functions combined in one machine, offering key advantages: mobility without the need to deploy outriggers, and the ability to lift and move the load simultaneously. These two benefits speed up work, enable faster machine travel, and perfectly align with our motto: "Work smart, not hard."



## 3-IN-1 POWER SUPPLY or FULLY ELECTRIC

The crane can be equipped with three independent power sources — combustion engine, electric motor (230 V / 400 V / 110 V), and Li-ion batteries — providing full operational flexibility in any conditions. In a properly configured machine, the operator can easily select one of the three available power sources depending on the location and nature of the work.

04/06/2025

**XM1200**

**BEFARD.COM**



# WHAT MATTERS MOST INCLUDED AS STANDARD

**BEFARD**



## FULLY REMOTE-CONTROLLED MACHINE

Radio control of both travel and crane operation makes work easier and ensures greater safety. A charger for the radio control is included as standard.

Optional available remote radio control with LCD screen.



## HYDRAULIC EXTENSIONS

3-section integrated hydraulic extension – provides smooth extension and even load distribution across each section, which enhances stability, structural durability, and operational safety.



## EXTENDABLE NON-MARKING CRAWLER TRACKS

The extendable chassis (0,78 m - 1,25 m) enhances the machine's stability. The ability to narrow the track width allows passage through standard doorways. Non-marking tracks available.



## ROLLERS WITH SUSPENSION

The chassis is equipped with 10 travel rollers featuring shock absorption that adapts to the ground surface. This ensures the crane maintains high stability and smooth movement even when traveling with a load, minimizing the risk of shocks and tilting.

04/06/2025

**XM1200**

**BEFARD.COM**

# WHAT MATTERS MOST INCLUDED AS STANDARD

**BEFARD**



## ELBOW JOINT

The elbow joint — installed between the column and the boom — enables:

- constant lifting torque of the boom
- consistent lifting and lowering speed of the boom.



## GROUND CLEARANCE

With a ground clearance of 0,13 m, the machine offers better protection for components, easier obstacle crossing, improved comfort in rough terrain, and greater versatility.



## HIGH-MOUNTED DRIVE

High-mounted crawler drive (reduction gear), which reduces the risk of damage.



## WIDE BOOM OPENING ANGLE

The 65° boom opening angle enables smooth and efficient operation when working around two-story structures — from ground floor level up to the second floor — thanks to the machine's maximum reach of 10.2 meters.

04/06/2025

**XM1200**

**BEFARD.COM**

# CHOOSE OPTIONALLY


**BEFARD**



## OPTIONAL WINCHES AVAILABLE

Optional hydraulic winch:

- 990 kg with 50 m of 7 mm steel rope
  - 500 kg with 36 m of 6 mm steel rope
- significantly increasing the machine's functionality.



## SUPPORT LEGS AVAILABLE AS AN OPTION

Optional front support legs for increased lifting capacity (up to 1500 kg when stationary).



## OPERATOR STANDING PLATFORM - REAR

Rear standing platform for the operator (not required during standard operation).



## LOADING PLATFORM EXTENSION - FRONT

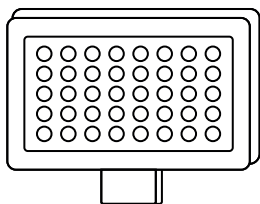
Removable extension for the loading platform, extending it by approximately 0.5 meters.

04/06/2025

**XM1200**

**BEFARD.COM**

# ACCESSORIES INCLUDED IN THE STANDARD PACKAGE



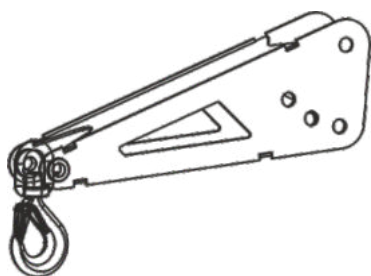
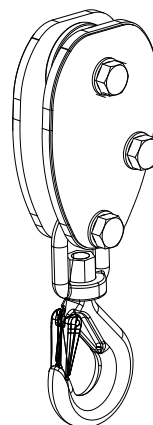
## LED WORK LIGHTS

- 2 pcs:
- fixed lamp
  - portable magnetic lamp

# AVAILABLE AS AN OPTION

## BLOCK

Accessory for the winch.

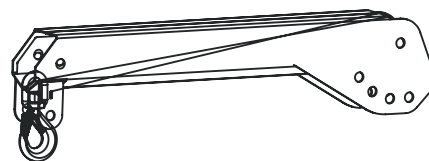


## BOOM TIP/SEARCHING HOOK

Possibility to extend the reach by approx. 50 cm.

## MANUAL EXTENSION/JIB ARM

Possibility to extend the reach by approx. 100 cm.  
Capability to use 2 pcs. of manual JIB arm simultaneously.



04/06/2025



# BEFARD XM1200

**BEFARD**

## COMFORT AND ENVIRONMENTAL FRIENDLINESS


BEFARD electric machines offer not only environmental benefits but also the highest level of operator comfort. Eliminating the combustion engine minimizes machine noise and vibrations.

This solution allows for hassle-free operation of the machines in European city centers where Low Emission Zone regulations apply (e.g., London, Paris, or Berlin).

**BUILT-IN 230V CHARGER INCLUDED AS STANDARD**

**CAN BE OPERATED WHILE THE BATTERY IS CHARGING VIA CABLE**

- Fully battery-powered (Li-ion)
- Bio-oil optionally available







04/06/2025

# XM1200

BEFARD.COM

# TECHNICAL SPECIFICATIONS

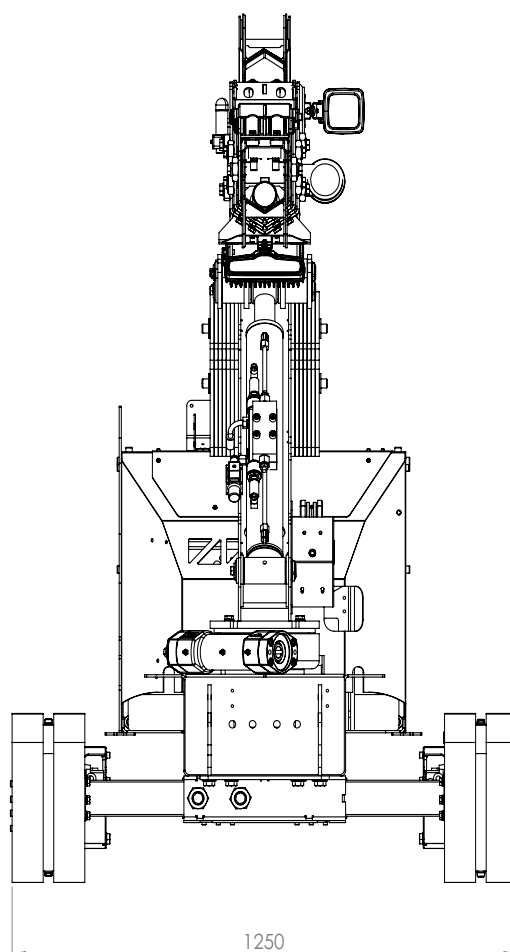
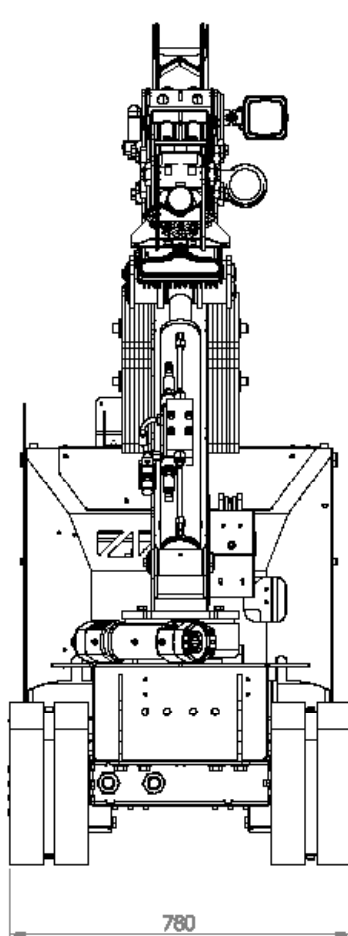
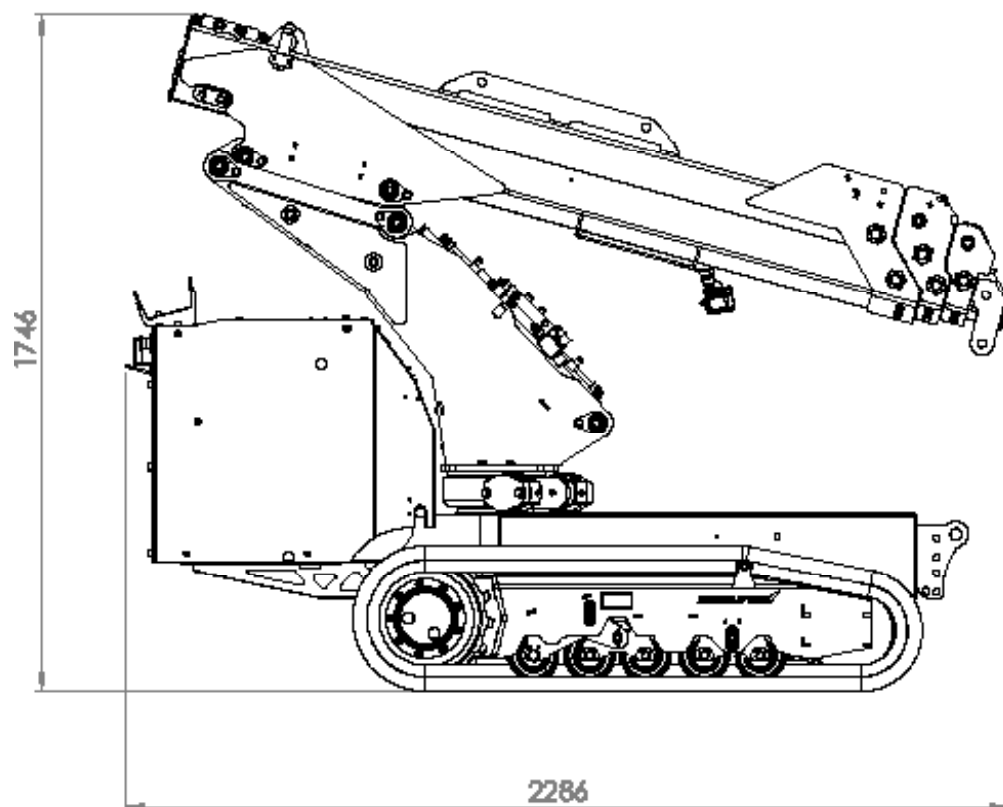


Maximum pick and carry load capacity	1200 kg
Maximum load capacity with support legs (optional)	1500 kg
Transport length of the device	2,3 m
Transport height of the device	1,75 m
Transport width of the device	0,78 m
Maximum vertical reach with optional equipment	 10,2 m
Maximum vertical reach (for basic version)	 7,7 m
Maximum horizontal reach with optional equipment	 8,65 m
Maximum horizontal reach (for basic version)	 6,15 m
Hydraulic winch load capacity	990 kg or 500 kg
Winch cable length (depending on version)	50m / 36 m
Radio control	Working and driving
Basic machine weight	1140 kg
Machine weight with counterweights	1294 kg
Power supply	Fully electric or 3-in-1 power supply: Li-ion batteries, electric (230V, 400V, or 110V) and gasoline engine
Column rotation	Rotation 25° to the right and 25° to the left (total 50°)

04/06/2025

## XM1200

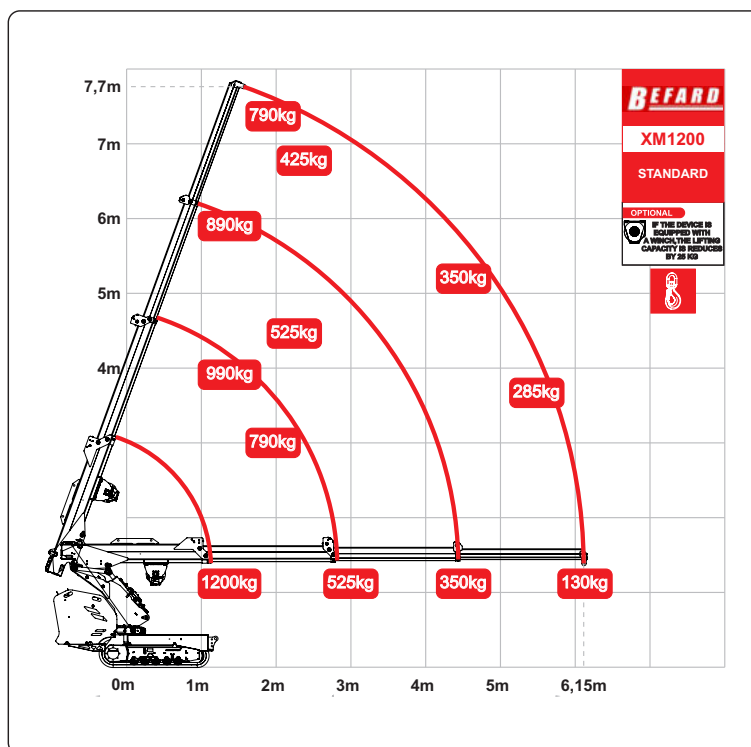
BEFARD.COM

**DIMENSIONS**

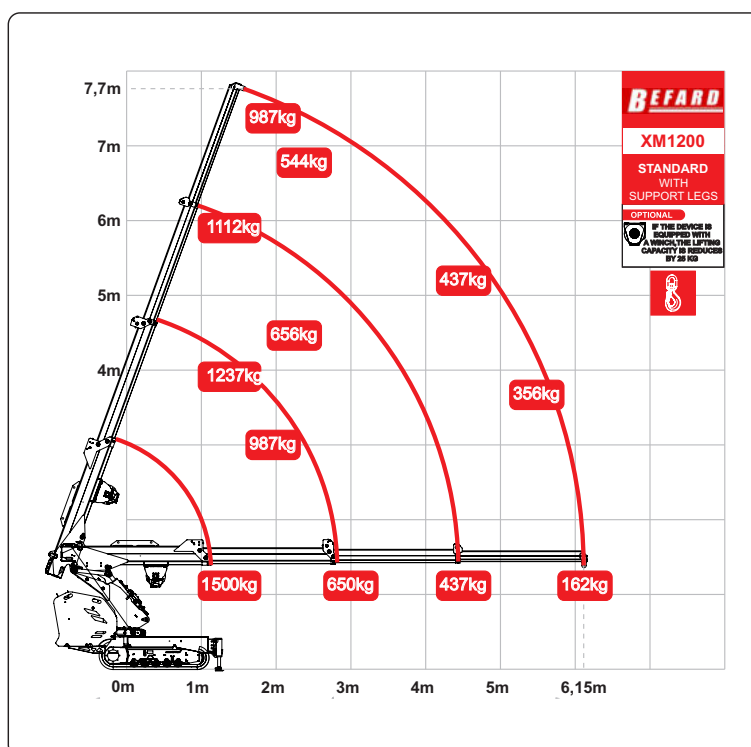
04/06/2025

**XM1200****BEFARD.COM**

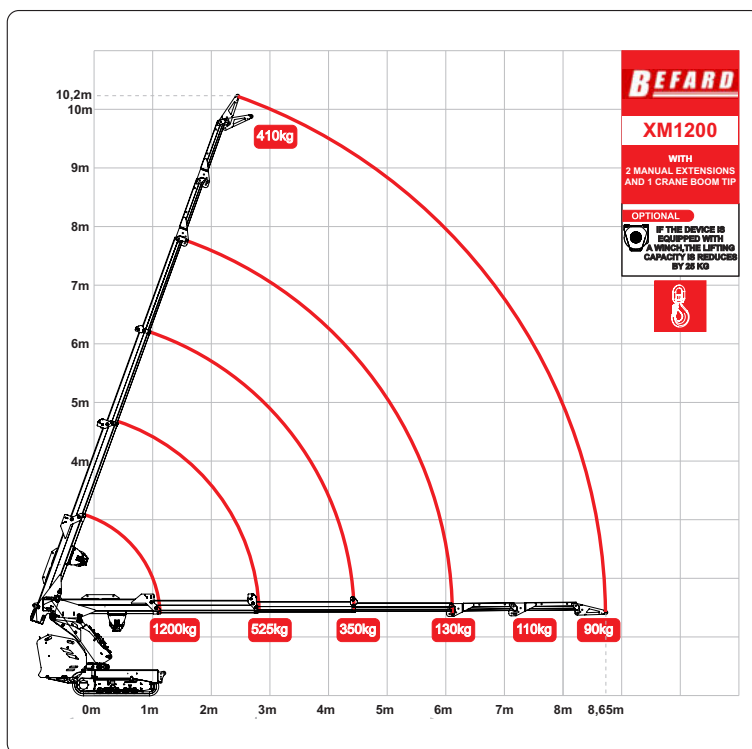




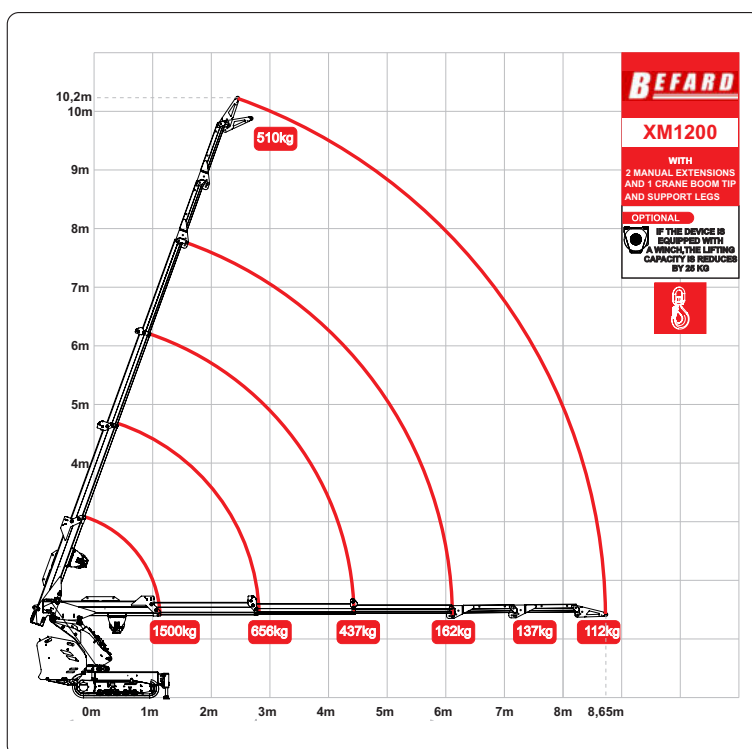
XM1200 STANDARD + SUPPORT LEGS



04/06/2025



## XM1200 ACCESSORIES + SUPPORT LEGS



04/06/2025

# BEFARD XM1200

**BEFARD**



04/06/2025

**XM1200**

**BEFARD.COM**



***BEFARD***

04/06/2025

t

**BEFARD.COM**