

BEFARD



**MINI CRANE
ON TRACKED CHASSIS**

XM800

UNRIVALLED POWER, COMPACT DIMENSIONS TO WORK MORE EFFICIENTLY

BEFARD

- maximum load capacity 990 kg - with support feet
- PICK&CARRY - driving with suspended load of 800 kg
- range 6.85 m (with optional equipment)
- hydraulic winch 500 kg
- 50° rotation of the column
- width 780 mm, height less than 1450 mm (can pass through any door)
- extendible tracked undercarriage 780 mm-1100 mm - improving stability while maintaining compactness
- radio control of both operation and travel
- wide range of applications on the construction site
- overload protection system
- drive selectable: combustion engine , combustion engine + electric motor (230 V, 400 V or 110 V) or Li-Ion batteries



25/06/2025

XM800

BEFARD.COM

UNRIVALLED ASPECTS

BEFARD



MACHINE RANGE

The maximum vertical reach in the standard version is 4.5 m, with optional equipment (manual jib, search hook) it is 5.85 m, with the use of support feet and (2 pcs. manual jib, search hook) the reach is 6.85 m.



LOAD CAPACITY

Load capacity of the standard machine 800 kg, with optional equipment 990 kg.



PICK AND CARRY

The Pick&Carry function allows the crane to move with a lifted load. It allows for quick and efficient transport of elements without the need to put them down, which significantly improves work on a construction site or in an industrial plant.



CHOICE OF POWER SUPPLY

The crane can be equipped with one of 3 power sources:

- combustion (petrol)
- combustion-electric (230 V / 400 V / 110 V)
- Li-ion batteries

25/06/2025

XM800

BEFARD.COM


WHAT IS MOST IMPORTANT YOU HAVE AS STANDARD

BEFARD



FULLY REMOTE-CONTROLLED MACHINE

Radio control of both travel and crane operation makes work easier and safer.
Charger for radio control included as standard.



HYDRAULIC EXTENSION

2 hydraulic outriggers - provides smooth and quick adjustment of boom length via radio remote control.



EXTENDABLE, NON-MARKING TRACKS

The extendable undercarriage (780 - 1100 mm) makes the unit more stable.
The ability to narrow the track width allows passage through standard doors. Non-marking non-marking tracks as standard.



ARM OPENING ANGLE

The 57° boom angle affects the crane's working range, allowing for a larger radius of operation and better positioning for the installation or lifting location. This is particularly useful in confined spaces where precision and flexibility of movement are key.

25/06/2025

XM800

BEFARD.COM

WHAT IS MOST IMPORTANT YOU HAVE AS STANDARD

BEFARD



ROTATING COLUMN

Thanks to the crane's pivoting column, it is possible to rotate the boom to the left and right within a range of $\pm 25^\circ$, for a total of 50° of rotational movement. This feature significantly increases the operational flexibility of the unit, enabling precise positioning of the load in confined spaces.



TRANSPORT PLATFORM

A specially designed platform mounted on the crane enables the safe transport of loads weighing up to 800 kg. This solution significantly increases the functionality of the XM800 mini crane, allowing it to be used not only for lifting, but also for transporting materials within a construction site or production hall.



ANTI-OVERLOAD SYSTEM

For maximum operational safety, the XM800 mini crane is equipped with an anti-overload system that monitors the load in real time. The system automatically detects if the permissible lifting capacity is exceeded and, if necessary, blocks further lifting or movement, preventing damage to the machine and the risk of accidents.



TWO OPERATING AND DRIVING MODES

The XM800 mini crane is equipped with two operating and travel modes: fast and slow. It allows you to adjust the machine's parameters to current operational needs.


25/06/2025

XM800

BEFARD.COM

SELECT OPTIONAL

BEFARD




WINCH

Hydraulic winch:
- 500 kg with 36 m of 6 mm wire rope
significantly increasing the functionality of the unit.



POSSIBLE INSTALLATION OF SUPPORT FEET

Additional support feet at the front of the machine
increasing the stationary lifting capacity to 990 kg.
Feet extend manually, lowered hydraulically.



PLATFORM FOR STANDING ON THE MACHINE

Rear platform for operator to stand on the machine
(not required in standard use).



LOADING PLATFORM EXTENSION

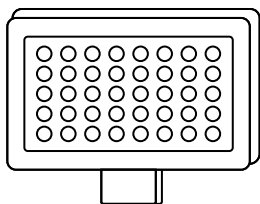
Removable extension to the loading platform by approx. 0.5 m.

25/06/2025

XM800

BEFARD.COM

ACCESSORIES ARE STANDARD



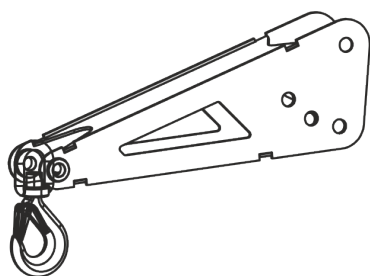
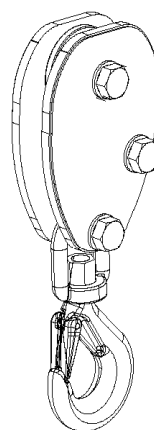
LED WORK LAMP

- magnet lamp

OPTIONAL

BLOCK

Winch accessory.

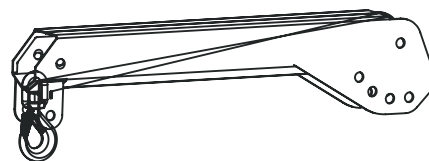


JIB SEARCH HOOK

Possibility to extend the range by approx. 50 cm

MANUAL JIB

Possibility of extending the reach by approx. 100 cm. Possibility of using 2 Jib hand arms simultaneously.

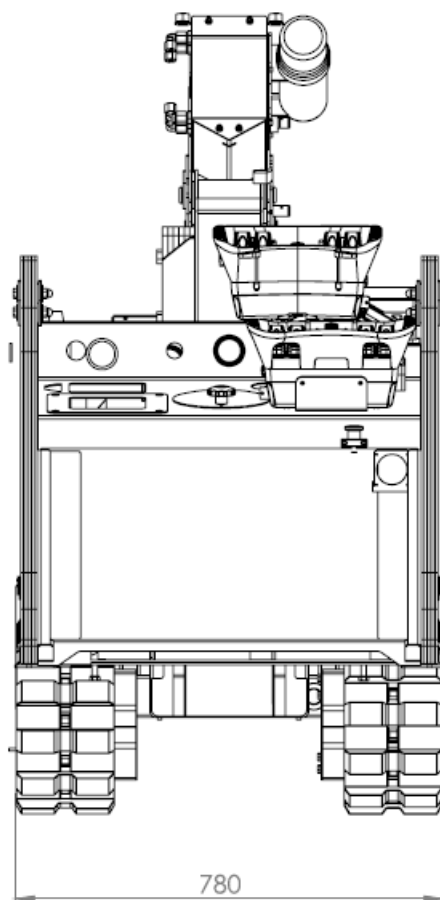
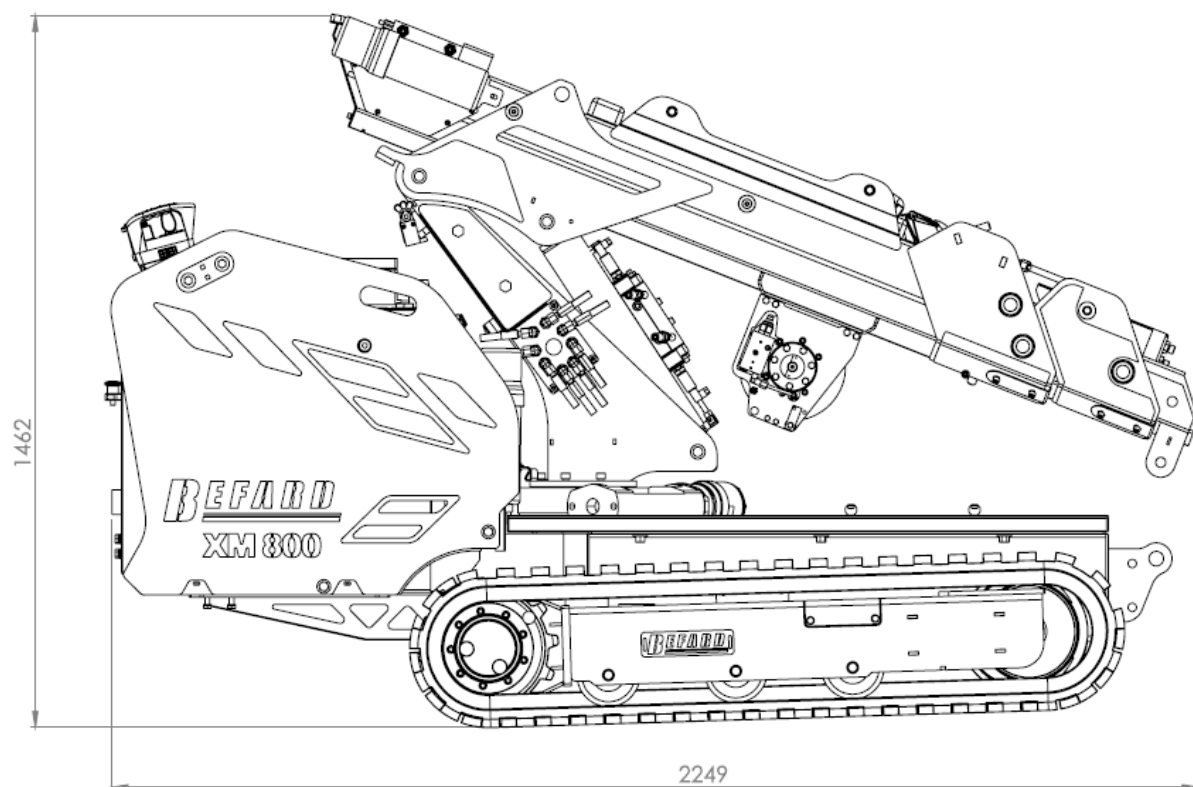


25/06/2025

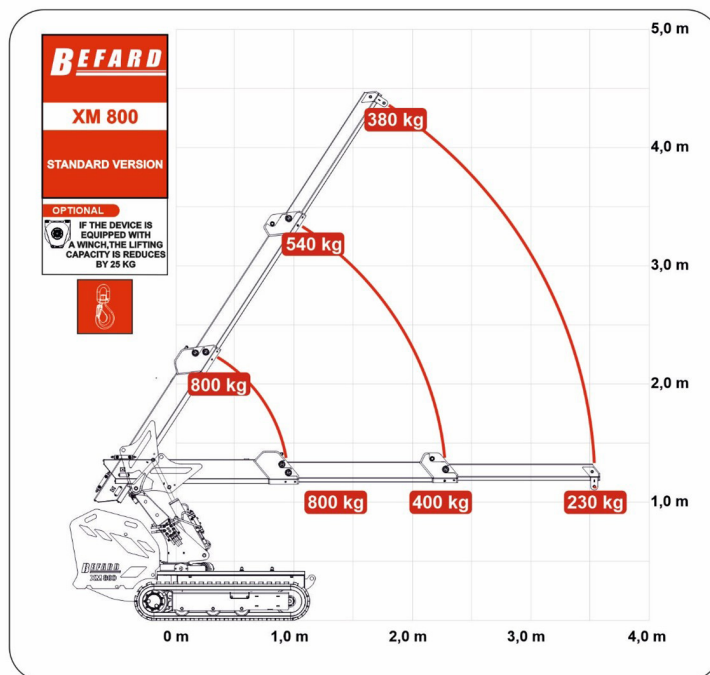
TECHNICAL PARAMETERS

| | |
|--|--|
| Maximum load capacity pick&carry | 800 kg |
| Maximum lifting capacity with supports feet (option) | 990 kg |
| Length of the transport device | 2,3 m |
| Height of the transport device | 1,45 m |
| Width of the transport device | 0,78 m |
| Maximum horizontal range | ↔ 3,5 m |
| Maximum horizontal range with equipment | ↔ 6,0 m |
| Maximum vertical range | ↑↓ 4,5 m |
| Maximum vertical reach with optional equipment | ↑↓ 6,85 m |
| Hydraulic winch lifting capacity | 500 kg |
| Winch rope length | 36 m |
| Radio control | work and ride |
| BASIC machine weight | 900 kg |
| Machine weight WITH LOADS | 1050 kg |
| Power supply | combustion, combustion-electric (230V, 400V or 110V) or Li-ion batteries |
| Column rotation | Rotation right and left 25° each (total 50°) |

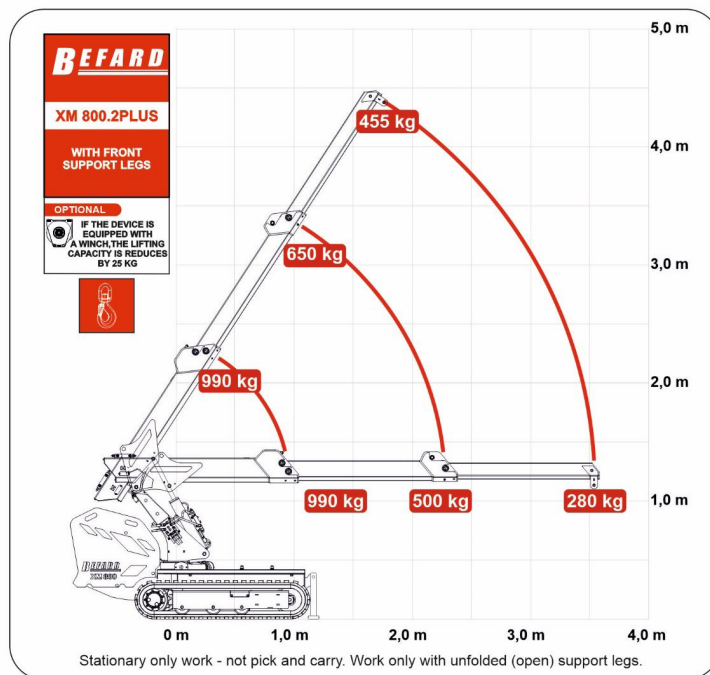
25/06/2025

DIMENSIONS FOR TRANSPORT

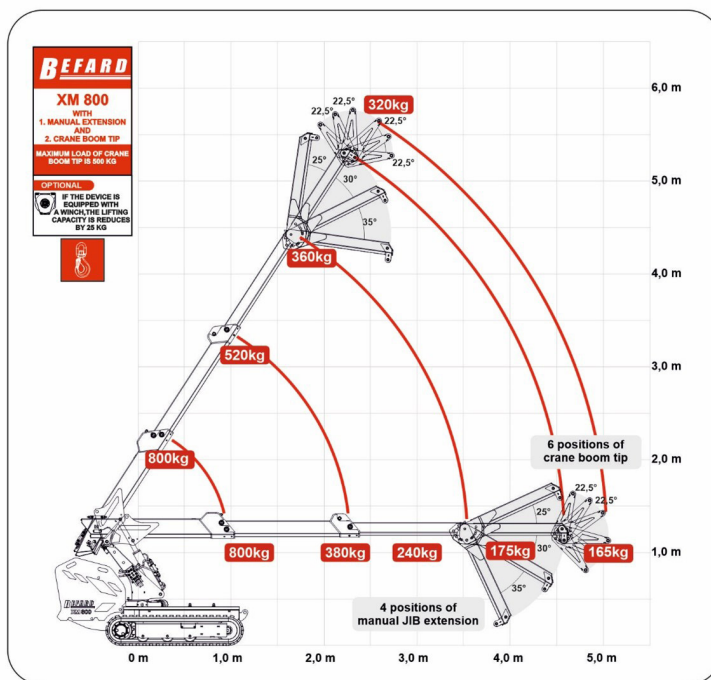
25/06/2025



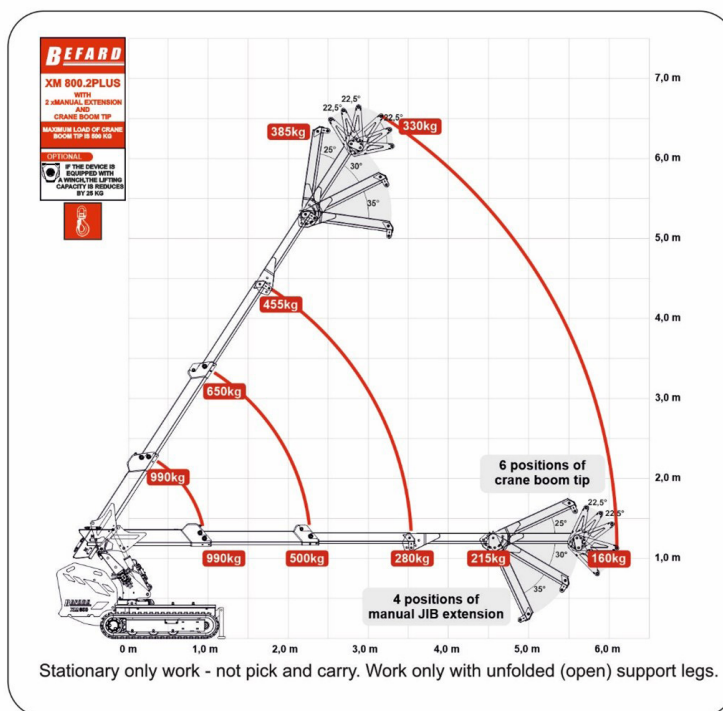
XM800 VERSION WITH SUPPORT FEET



25/06/2025



XM800 ACCESSORIES + SUPPORT FEET



25/06/2025

BEFARD XM800

BEFARD



25/06/2025

XM800

BEFARD.COM

BEFARD